



# Southern Exposure



Newsletter for the Camera Club of Richmond — September 2011

## Entering 80 Years and still going strong!!

Richmond Times-Dispatch Newspaper Article about William Edwin Booth, a co-founder of the Camera Club of Richmond.

Richmond Times-Dispatch, Thursday, January 5, 1989 B-5

### Free-lancer often in right place at right time

By Jeffery Smith  
Times-Dispatch staff writer

William Edwin Booth remembers the moment when one of his co-workers called him to the window.

"She called to me across the aisle. She said, 'Come look at the tornado.' I'd never heard of a tornado out here, so I didn't get up. Then she beat on her desk and said 'Booth! Come look at the tornado!' So I went over to the window."

What Ed Booth saw from his seventh-floor office at Miller & Rhoads that June afternoon in 1951 was what no one had seen in Richmond since the keeping of official weather records.

The tornado had come from the southwest, crossing the James River into the Fan District, ripping walls and roofs from some apartments and demolishing others. It headed downtown and was just five blocks away from the building on Sixth and Grace streets where Booth and his co-workers were watching.

Booth thought it would make a good picture.

"I always had a Leica camera, loaded, in my desk drawer," he said.

That evening the commercial photographer of "anything from pots and pans to fashion models" stopped by to see if the local paper would be interested in his photographs and found out he'd gotten a scoop.

It wasn't the first time Booth and his camera were in the right place at the right moment.

He drove to the Williamsburg train station in 1936 after learning that President Roosevelt, campaigning for re-election, would be stopping there to give a speech. Security around the president wasn't as tight in those days, Booth explained, and a press pass wasn't needed to get close to him.

Booth sent his pictures to a magazine that had run an advertisement soliciting free-lance work. Several weeks later his photo graced the cover of News-Week magazine's campaign issue.

"Free-lance" is how Ed Booth, now 81, prefers to be remembered when asked about his life's work. He'd just as soon skip discussion of such photos as those he took of Winston Churchill and Dwight Eisenhower, on their own visit to Williamsburg Station in 1946, which he dismisses as "an assignment."

Booth came to Richmond in 1914 and "fell in love with it." He married his wife, Vallie, in 1928, and seemed

#### VIRGINIA VIGNETTE

on his way to a measure of security as an artist at an engraving company. Then came the Depression . . . and free-lancing.

In 1931, Booth took some samples of his work to The Richmond Times-Dispatch, which hired him as a "roving photographer." The pay: \$3.50 per published photo.

It was a troubled period and he changed jobs as professional rivalries and opportunities dictated. But his passion for photography as an art distinct from what he did for a living was just taking root. In 1932 he co-founded the Camera Club of Richmond. It had six members.

The organization prospered, and in 1937 the Virginia Museum held the first photography-as-art exhibit in the state. Today, the club boasts a membership of 100 and competes on local, national and international levels.

"In those days, they were arguing about whether or not photography was an art," he said. His old friends at the engraving company teased him about his avocation, saying, "You won't be a real artist until you get a picture in the Saturday Evening Post."


One October evening in 1940 in Washington, Booth looked over at the Capitol and saw an unusual sight. "When the sun goes down, there's an afterglow in the sky of red or orange," he said. "This time the glow on the horizon was blue."

A hurricane had recently blown through the area, clearing the air of particles which normally tint the sky at sundown. Booth took the picture and sent it off to a magazine. His rich, full-color photo became one of the few to replace the usual hand-drawn illustration on the cover of the Saturday Evening Post.

Booth was also in the right place to chronicle less renowned facets of life.


In a photograph titled "The Guiding Light" (Goochland, circa 1933) an ancient-looking black woman who had known slavery in her younger years looks up warmly from her reading, her face illuminated by a kerosene lamp.

In another photograph, a middle-aged man on Richmond's Marshall



Staff photo by Masaki Okada

A MASTER'S PRIDE — Ed Booth, 81, with some of his favorite works: President Roosevelt on the cover of News-Week's 1936 campaign issue (left); "The Capitol at Night" makes the Nov. 2, 1940, cover of the Saturday Evening Post; and a cover for the forerunner of Popular Photography.



Photos by William Edwin Booth

AFTER THE WAR — British Prime Minister Winston Churchill and Gen. Dwight D. Eisenhower stopped at the Williamsburg train station on a speaking tour in 1946.

Street (circa 1950) bends under the weight of an ice block. One of the last of his kind, the man trudges past his horse-drawn cart — man and horse, each a beast of burden.

Booth built a reputation that would earn him a regular column in The Times-Dispatch in 1960.

But about 60,000 pictures after he first picked up his family's pocket camera to try eking out a living, Booth's sharp eyes began to fail him. He ended his column in 1987, and he and Vallie, also an avid photographer, sold their equipment.

The Booths have turned to sorting and cataloging their vast store of picture memories for donation to various museums.

On a recent drive around the city, the question was asked whether they miss taking pictures. Booth said they wouldn't be any time for more. "I can't make records of what I've done."

But Mrs. Booth looked out at the setting sun and said, "That's when I miss having a camera — beautiful sunsets. We'll be home in time to watch the sunset, Ed."



TORNADO HITS RICHMOND — Richmond's first officially recorded tornado jumped the river at Byrd Park and headed downtown in 1951. This photo was taken from Sixth and Grace streets.

## From the President — Peter Kapasakis



Earthquakes and hurricanes, “oh my”! I can’t recall any time in my life that Mother Nature “treated” us to such a mighty display of her power. I suppose it’s her way of reminding us who is still boss. I hope that you all weathered the shaking and winds okay.

September is upon us, and that means back to school, cooler weather and autumn approaching. It also means that photo opportunities surround us. Leaves will be turning soon, and I hope you take advantage of it. There is no better background than nature’s beauty when it comes to family portraits.

I find that shooting at the widest f-stop yields the best results. So set your cameras to aperture priority and lenses at f/1.4 to f/5.6 for the best results and get that background as far behind your subjects as possible.

These photos were taken with a 70-200mm at f/2.8. The background was natural and no post processing was done to enhance the bokeh (blurred background).



I made sure that my subject was far from the background trees, and I was as far from my subject as possible. This yielded the best results.

So get out there and shoot, before the snow storms, locusts and avalanches!

Please read on for our upcoming programs, events and photo shoots. And don’t forget our annual picnic where we will celebrate another fantastic year!

f/8 and be there!

Peter Kapasakis, [president@cameraclubofrichmond.com](mailto:president@cameraclubofrichmond.com)

## From the Vice President — Karen Molzhon

### STRUT YOUR STUFF!

September 14 and October 12 will be the last two evaluations of the year. There is no assigned subject for September; October's assigned subject is "Working Hard/Hardly Working." For each evaluation, you may submit up to 3 images, and in October you may submit an additional image for the assigned subject. In September, be sure to submit your digital images no later than midnight September 10. Remember—you may submit up to 15 images for the "best of the year" judging in November, but you may only submit images that have been submitted for evaluation in 2011. If you've been putting it off, now's the time to show us your stuff—and be proud of it!

### AND THE OSCAR GOES TO . . .

The Camera Club's November meeting is always something I look forward to. Members are invited to present photo essays, each lasting no more than about 5 minutes. Your presentation can be images of a vacation you took, a collection about your favorite hobby, your family, friends, a special event, celebration--anything you like--that has a consistent theme or common element running through it. Be creative! Your "thread" could be something obvious such as "My Trip to Africa" or something not so obvious such as "Why I Like the Color Orange." It is your chance to share images with other members of the Club--a very relaxing, fun evening that everyone enjoys, whether you are a presenter or you'd rather just sit back, watch, and appreciate the work of others. It's nice, but not a requirement, to have a musical background in your presentation, and it is up to you whether you wish to include any text (i.e., a title, individual captions) or narration. No evaluation, no critiques, no competition--just an opportunity to share a few moments of your own photography in a special way. There are a variety of software packages you can use--it's up to you. We do strongly suggest that once you have prepared your presentation, try running it on a computer other than your own just to make sure it works. Bring it on a CD, DVD or thumb drive to November's meeting and there you go!

Thanks!

Karen  
[vicepresident@cameraclubofrichmond.com](mailto:vicepresident@cameraclubofrichmond.com)

# From the Vice President — Karen Molzhon

## GREAT LEARNING OPPORTUNITIES

David Everette, our latest and greatest evaluator, will be teaching two courses in the fall at the University of Richmond. You may register for either course at <http://scs.richmond.edu/schedules-catalogs/think-again/schedule-film-photo.html>. Below are descriptions of each of the classes. Don't hesitate to register, as the first class starts on September 13!

### *Photoshop and Photography Field Trips*

Designed as an intermediate course, students should have understanding and use of Photoshop tools. We will explore Camera Raw processing, layers and photo manipulation, preparing images for printing, web usage, and other purposing of images that are frequently needed, Selection tools, creative filters and montages of images, and whatever we can fit in. The field trips will be to the James River or other local destinations with specific assignments. Students will be encouraged to shoot images in "Raw" format to maximize image quality. More than three trips may be offered, combination of sunrise or pre-sunset times.

### *Photography Field trip Workshop*

#### *Intermediate Photography*

Designed for intermediate level students with a working knowledge of exposure, depth of field and composition. We will explore the use of light, design, and compositional techniques in photographs to go beyond "snapshots." Students will be given specific assignments and the results will be critiqued in class each week. Field trips will be to the James River, Downtown Richmond, and other destinations depending on weather, students, etc. Students should have a 35mm camera with exposure and depth of field controls to maximize the image quality.

\*\*\*\*\*

### *2011 Nature Visions Expo, November 11-13*

#### *Hylton Performing Arts Center*

#### *George Mason University, Manassas, Virginia*

Six Northern Virginia camera clubs have sponsored this program for several years and it is really an outstanding event. Visit the website at <http://naturevisions.org/> to get the complete schedule of workshops, presenters, exhibit information and vendor information. Lots to learn, vendor discounts and the chance to schmooze with members of other clubs. You can go for the whole weekend or just a day. Register online early for a discount. Several of us are already planning to go, so if you want to caravan, send me at email – [kgmatetr@gmail.com](mailto:kgmatetr@gmail.com).

Thanks!

Karen  
[vicepresident@cameraclubofrichmond.com](mailto:vicepresident@cameraclubofrichmond.com)

## From the Vice President — Karen Molzhon

### Film Cameras and Accessories for Sale

While the Club volunteers worked hard at the PBS station to raise funds for the station, a very special viewer was watching. She had a treasured collection of Olympus film cameras, once owned and cherished by her late husband, an avid photographer. The station was kind enough to refer the viewer to us and as a result, we now have a group of cameras and accessories which the viewer would like us to sell. She would like proceeds from the sale of the items to be donated to the Shutter Buddies fund. The entire collection will be available for viewing from 6-7 pm at the Science Museum before our September meeting. An itemized list is below (all are Olympus unless otherwise noted). Most of the accessories are in boxes or pouches. If you are interested in any or all of the items, please contact me at [kgmatetr@gmail.com](mailto:kgmatetr@gmail.com). Thanks in advance for any interest!

OM10 film Camera  
OM-2 film Camera, with 35-70mm lens  
LT Zoom 105 film Camera  
Electronic Flash T20  
135mm lens w/hard case  
Teleplus MC4 lens  
50mm lens, 1.8  
20-135mm lens  
80mm macro lens  
28mm lens  
Right angle eyepiece adaptor  
135mm lens  
Automatic winder  
Vivitar Series 1 70-210 macro focusing zoom lens  
Focusing stage  
Slide copier  
Auto bellows  
Extension tube 7  
Extension tube 14  
Extension tube 25  
Tiffen 37mm close up lens set (+1, +2, +4)  
Eyecup1  
1-4N focusing screen  
1-10 focusing screen  
49-48 adapter ring  
49mm close up lens  
49mm A4(81C) amber filter  
49mm ND 4x filter  
49mm polarizing filter  
Canon Sure Shot 60 zoom film camera

Thanks!

Karen  
[vicepresident@cameraclubofrichmond.com](mailto:vicepresident@cameraclubofrichmond.com)

## From the Activities Director — Heather Dawson

### MARK YOUR CALENDARS!

(Events and photo shoots are for members only unless otherwise noted.)

#### **September 18, 7:30 a.m. – Noon                      Photoshoot at Dragonfly Farms**

Spend a peaceful, fun morning at this lovely farm hidden away in the Beaverdam area of Hanover County. We will meet at a central location and drive out to the Farm, spend the morning with the animals, old buildings, gardens, greenhouse, lake, and other "farm stuff." More details will be sent to registered participants in a private email.

RSVP to [activities@cameraclubofrichmond.com](mailto:activities@cameraclubofrichmond.com).

#### **October 1, 8:00 a.m. - ?                                      Scott Kelby's 4<sup>th</sup> Annual Photowalk**

Join the rest of the world in celebrating photography by participating in this international event. Our Club is sponsoring a two-hour walk in the Rockett's Landing area, followed by lunch at a local restaurant. A panel of judges will review photos taken during the walk and submit the winning image to Kelby for inclusion in the final competition. Details regarding sign up and meetup location will be emailed to all members shortly.

#### **October 15, Noon – 5:00 p.m.                                      Annual Club Picnic, Roslyn**

Bring your family and friends to this annual celebration. The Club will be furnishing the meats (hamburgers, hot dogs) and ask that each of you bring a side dish to share with others. Sign up sheet will be available at the September meeting, so please check your calendars (and your recipe boxes!) and be prepared to sign up on September 14. If you cannot make it to the 9/14/11 meeting, please RSVP to [activities@cameraclubofrichmond.com](mailto:activities@cameraclubofrichmond.com) to let us know how many folks you will be bringing and what side dish you will contribute.

#### **October 22, 7:30 a.m. – 3:30 p.m.                                      Photography Day, Lewis Ginter Botanical Garden**

The Club will be manning a table at this event. You may read more details about it at

[http://www.lewisginter.org/events/event\\_detail.php?event\\_id=808#1](http://www.lewisginter.org/events/event_detail.php?event_id=808#1) This is not a "club-sponsored" event, yet we urge you to attend what will hopefully become an annual event at the Garden.

#### **November 5, 9:00 a.m. – 12:30 p.m.                                      Workshop: Using Flash with Ambient Light**

Local photographer and instructor, Arthur Stephens, will share his images, knowledge and tips about how to use your flash and/or flashlight with available light to create great images. Bring your camera, off-camera flash if you have one, tripod and a flashlight. Cost is \$7.00 per person. Venue is one of our favorites—Dover Hall. Bring your lunch and after the workshop we'll roam around the house and practice what we learned! RSVP to [activities@cameraclubofrichmond.com](mailto:activities@cameraclubofrichmond.com)

#### **November 19, 7:30 a.m. – Noon??                                      Rooftops Photoshoot**

If you've never been on a rooftop shoot with the Club, you are missing out on one of the "HIGHLIGHTS" of the year! We begin our journey welcoming the morning atop Riverfront Plaza, then travel to a few other interesting rooftops in the City. This is always a very fun event. Space is limited to 20 participants and priority will be given to those who have never attended a rooftop shoot in the past. We always end the shoot with a fun lunch at a local restaurant. RSVP to [activities@cameraclubofrichmond.com](mailto:activities@cameraclubofrichmond.com)

#### **December 14, 6:00 p.m. – 9:30 p.m.                                      Annual Awards Banquet, Science Museum**

More details to follow, but Save the Date!

**Thanks! Heather, Activities Director,** [activities@cameraclubofrichmond.com](mailto:activities@cameraclubofrichmond.com)

## From the Slide Director — Jane Phillips

### Heads Up on an Excellent Exhibition Opportunity!

**We have exhibition space at the Mechanicsville Library for the month of November.**

Would you like to share your favorite shots with others in a non-competitive environment? Half the fun of photography is sharing what you have captured.

- A limited number of framed pictures can be displayed due to the set up for hanging items so we are encouraging you to just mat your prints for the exhibit.
- We will hang the show on November 1st and take down on November 30th.
- We will likely return prints at the December meeting unless we make other arrangements with individuals.

More details will follow in September's newsletter, but we wanted you to start thinking in terms of what you would like to show the world from your photographic perspective.

If you have questions, please contact me at [notplnjane@clearwire.net](mailto:notplnjane@clearwire.net) and I will address any inquiries.

**Thanks!**

**Jane**

**[slides@cameraclubofrichmond.com](mailto:slides@cameraclubofrichmond.com)**

## From the Webmaster — Troy Robinson

A message from the CCR Webmaster seems pretty odd, but I thought I would give everyone an update on what has been happening with our website. Recently, we have made a move off of the previous webmaster's personal shared domain/host to a domain/host that now belongs to the Club. I cannot thank the past Webmaster, Rusty Wiseman, enough for his efforts to make this possible. Rusty spent a great deal of his time in performing the transition and making sure the transition of the site was as seamless as possible. If you cross paths with Rusty, please make sure to thank him for this time and effort in making that happen. Well done, Rusty!

Exciting news about the website--before leaving his post of Webmaster, Rusty turned me on to a new content management system called Joomla. With Joomla, we should be able to create a website that will allow for some cool new features that will give future site administrators the ability to update the content of the website without having to know a lot about web development. Sadly, I am not an expert in the programming language used in development of Joomla sites, but I am slowly learning. In the very near future, I will be piecing together our new website. My plan is for this new website to include things like the following:

### Information from the current website:

- A Shutter Buddies page
- Member-only forum that will allow members to post things (sort of like a chat room) like stuff for sale or trade, need help, etc...
- Member Galleries (I haven't figured this part out yet on how it will work, but I hope to allow each member the ability to post images to our website in their own "gallery" and display those galleries on line.)
- A new and improved event calendar
- A new and improved library
- An area to read blog posts from the President, Vice President and Activities Director
- And other things we can dream up!!

Sadly, I had created a lot of this functionality when Rusty first told me about the product in version 1.5 of Joomla. Now, Joomla has released version 1.6 and soon 1.7. To keep up with the latest and greatest, I am starting over in the latest version of Joomla as the newer versions are dramatically different from version 1.5. Our existing site will not go away and will remain the primary link and source of information until the day comes when we have a more stable version of the new site. I have started the work on the new site and I am not nearly as far along as I had hoped to be, but you are welcome to follow along. Items may change, the layouts may change without warning, heck, it might break... so please know, the link to the new site is a work in progress. To access the new site, go to <http://www.camerclubofrichmond.com/joomla>. If you have suggestions for things you would like to see on the website... please shoot me an email (below) and I will take those ideas into consideration.

**Thank you, everyone, for your patience with the website and I hope that we can soon have a site that will grow with the Club.**


**Troy Robinson [webmaster@camerclubofrichmond.com](mailto:webmaster@camerclubofrichmond.com)**

## 2011 Meeting Schedule

<b>February 9, 2011</b>	<b>Evaluation (no assigned subject)</b>
<b>March 9, 2011</b>	<b>- Vote on “Article I - Purposes” - Joel Collins Presentation on Travel Photography</b>
<b>April 13, 2011</b>	<b>Evaluation (Assigned Subject "Historic Richmond")</b>
<b>May 11, 2011</b>	<b>Evaluation (no assigned subject)</b>
<b>June 8, 2011</b>	<b>Program Meeting (Corey Hilz —“Beyond Ordinary” )</b>
<b>July 13, 2011</b>	<b>Evaluation (Assigned Subject "Water")</b>
<b>August 10, 2011</b>	<b>Program Meeting (Ken Conger — “Alaska”)</b>
<b>September 14, 2011</b>	<b>Evaluation (no assigned subject)</b>
<b>October 12, 2011</b>	<b>Evaluation (Assigned Subject "Working Hard/Hardly Working")</b>
<b>November 9, 2011</b>	<b>Program Meeting (Member Photo Essays)</b>
<b>December 14, 2011</b>	<b>Annual Awards Banquet, Science Museum</b>

## HOW TO PREPARE YOUR PHOTOGRAPHIC ENTRIES FOR EVALUATION

Attach an evaluation form in the upper left corner on the back of the mat.



### PRINTS – BLACK & WHITE AND COLOR

1. Prints must be mounted on mat boards which may be proportional to the size of the prints but which must not exceed 16" x 30". Framed prints are not allowed.
2. Prints must be 5" x 7" or larger.
3. Toning is permissible.
4. Prints should be judged on a light box, according to PSA rules.
5. An evaluation form showing the name of the maker and the title of the print should be attached to the upper-left corner of the back of the mat. One additional form should be submitted to the print director. Evaluation forms can be downloaded from the Evaluations section of the CCR website. Evaluation forms will also be available at meetings. The maker's name must not appear on the front of the prints entered. If the print is so marked, the print director will remove or mask the name before the print is eligible for evaluation.

### SLIDES

1. All work except film processing must be that of the maker.
2. Slides must be in 2" x 2" cardboard, glass or plastic mounts. Mounts will be marked with a dot, circle or "X" in the lower-left corner as viewed on the screen. The maker's name and title of the slide must appear on the mount. (See diagram at left.) Slides too thick for projection cannot be accepted.
3. Slides may be masked in any manner the maker desires. "Sandwiched" slides and tinted slides are acceptable.
4. One evaluation form for each entry should be submitted to the slide director.



Place dot in lower-left corner

### DIGITAL IMAGES

1. All camera work, minor adjustments and "creative" changes must be by the maker.
2. Digital images submitted for evaluations must be e-mailed or mailed on a CD or DVD in time to reach the digital director by midnight the Saturday evening prior to the Evaluation meeting. Submit Images to:

**[digital@cameraclubofrichmond.com](mailto:digital@cameraclubofrichmond.com)**

You should get a reply that your image(s) was received no later than the day before the meeting. If not, please send an email to the Digital Director at above email.

3. Digital images must be in jpeg format, sized, no larger than 1024 pixels on the longest side, and should be renamed to have the title followed by your name as shown below:

Tulip Garden - John Doe

4. To identify an "Assigned Subject," add "-AS" after your name as shown below:

Tulip Garden - John Doe - AS

# 2011 CCR Board of Directors

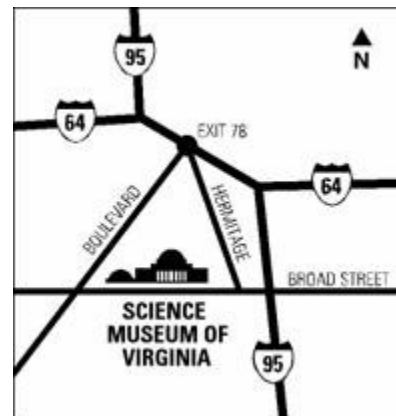
President	Peter Kapasakis	<a href="mailto:president@cameraclubofrichmond.com">president@cameraclubofrichmond.com</a>
Vice President	Karen Molzhon	<a href="mailto:vicepresident@cameraclubofrichmond.com">vicepresident@cameraclubofrichmond.com</a>
Secretary	Ruth Winston	<a href="mailto:secretary@cameraclubofrichmond.com">secretary@cameraclubofrichmond.com</a>
Treasurer	Susan Snyder	<a href="mailto:treasurer@cameraclubofrichmond.com">treasurer@cameraclubofrichmond.com</a>
Activities Director	Heather Dawson	<a href="mailto:activities@cameraclubofrichmond.com">activities@cameraclubofrichmond.com</a>
Digital Director	Tom Williams	<a href="mailto:digital@cameraclubofrichmond.com">digital@cameraclubofrichmond.com</a>
Print Director	Cary Oesterwinter	<a href="mailto:prints@cameraclubofrichmond.com">prints@cameraclubofrichmond.com</a>
Slide Director	Jane Phillips	<a href="mailto:slides@cameraclubofrichmond.com">slides@cameraclubofrichmond.com</a>
Webmaster	Troy Robinson	<a href="mailto:webmaster@cameraclubofrichmond.com">webmaster@cameraclubofrichmond.com</a>
Publications Director	Penny Maggio	<a href="mailto:publications@cameraclubofrichmond.com">publications@cameraclubofrichmond.com</a>
Membership Director	Mary Stover	<a href="mailto:membership@cameraclubofrichmond.com">membership@cameraclubofrichmond.com</a>
Librarian	Karen Molzhon	<a href="mailto:vicepresident@cameraclubofrichmond.com">vicepresident@cameraclubofrichmond.com</a>
General Information		<a href="mailto:info@cameraclubofrichmond.com">info@cameraclubofrichmond.com</a>

You're invited to visit our meeting held the second Wednesday of each month at 7:00PM.

Meetings are held at the Science Museum of Virginia,

2500 West Broad Street, Richmond, Virginia

Annual dues are \$30.00



# Support the friends of CCR!



**O'REILLY** User group members **SAVE 40%** off print and **50%** off ebooks Enter Discount Code: DSUG  
 Spreading the knowledge of Innovators [oreilly.com](http://oreilly.com)



**W** WINTON-STAHLE PHOTOGRAPHY, LLC  
 (804) 615-9435 / [chris@winton-stahle.com](mailto:chris@winton-stahle.com) / [www.winton-stahle.com](http://www.winton-stahle.com)

**Bill & Linda Lane**  
**Field Photography Workshops**




**More Depth in Your Field**

A fearless approach to Digital Photography and Imaging

Books from **rockynook**



The Camera Club of Richmond  
is a charter member of the  
Photographic Society of America.

Visit PSA online at  
[www.psa-photo.org](http://www.psa-photo.org)

For PSA membership application,  
see Carole Hagaman, CCR's PSA representative

**Camera Club of Richmond**  
**Entering 80 Years in June 2011**  
**and still going strong!!**