



Procedure: 2023 End-of-Year Competition

Michael Orr, Digital Director

Digital.CCRVA@gmail.com

Phillip Snider, Print Director

Prints.CCRVA@gmail.com

Terry Troxell, Webmaster

Webmaster.CCRVA@gmail.com

Karen Davis, Publications Director

Publications.CCRVA@gmail.com

Revised: August 22, 2023



Procedures: 2023 End-of-Year Competition

Revised: August 22, 2023

Table of Contents

(Headings are interactive. Just click a topic to go directly to that section.)

Information & Procedures

2023 OVERVIEW, CHANGES, & IMPORTANT INFO	2
GENERAL RULES	5
GROUPS	6
MEDIA TYPES	7
COLOR DESIGNATIONS	7
CATEGORY NAMES, ABBREVIATIONS, & DESCRIPTIONS	8
DIGITAL SUBMISSION CRITERIA	9
Digital Submission Rules	9
Digital File Naming	9
Digital File Delivery	10
PRINT SUBMISSION CRITERIA	11
Print Submission Rules	11
Digital File Requirement for Prints	11
SCORING & MINIMUM TOTAL SCORES	12
CREDITS & GROUP ADVANCEMENT	13
END-OF-YEAR AWARDS	14
MEMORIAL (BEST) AWARDS	14
REFERENCES, SUPPORT, & HELPFUL HINTS	
JUDGING CRITERIA	15
TIPS FOR CATEGORY SELECTION	16
GLOSSARY OF IMPORTANT TERMS	17
RESIZING IMAGES IN ADOBE LIGHTROOM	22
RESIZING IMAGES IN ADOBE PHOTOSHOP	24
FREQUENTLY ASKED QUESTIONS – AND ANSWERS!	26



Procedures: 2023 End-of-Year Competition

Revised: August 22, 2023

2023 Overview, Changes, & Important Info

Permissions	By entering this Competition, you agree to allow the publication/display of your images on the CCR website , Facebook page , and in our monthly publication, Southern Exposure .
Group Designations	We have THREE Groups in which you may choose to compete. <ul style="list-style-type: none">• Novice/Intermediate Group (Group N)• Advanced Group (Group A)• Expert Group (Group E) Please carefully assess where your photography skills rank as you determine at which level you should compete. You may move to a higher Group at any time. If you wish to move back to a lower Group, you must request and be approved by the CCR Board.
Deadline for Image Submission	You must submit properly formatted and sized digital images (jpg files) for EACH image you wish to enter. Yes, we also need a digital image for each print you wish to submit. These digital images are due by our EOY Deadline: Midnight, October 14, 2023. Email them to our Digital Director: Digital.CCRVA@gmail.com .
Digital File Naming	Please reference the Digital File Naming section for some slight changes to file naming and our 2023 Assigned Subject abbreviations. Please note that all Categories now have 2-letter abbreviations! “Standard Images” have been renamed “Evaluated Images”.
Prints	You may convert any digital image submitted at one of our Image Evaluations into a print for the EOY Competition. You will receive a message from the Print Director for a time and place to deliver your prints. <i>(They may be accepted at the October meeting.)</i>



Procedures: 2023 End-of-Year Competition

Revised: August 22, 2023

2023 Overview, Changes, & Important Info

Post-Processing Updates

<p>General Categories Animals, Architecture, Flora, Landscape, Pictorial, & Portraits</p>	<p>Because of the many new software options and upgrades, we have altered our requirements to allow you to make enhancements to exposure, color and tone, sharpening, contrast, cropping, cloning, minor retouching, and rotation for photos entered in all of the General Categories. These images must NOT contain elements from multiple photos and the final result should retain a realistic feel.</p>
<p>Special Categories Assigned Subject & Creative Art</p>	<p>Show us your creativity in these Categories! You may combine multiple images of your own creation, add elements from other photos you created, utilize your post-processing software, and use various filters and artistic enhancements, etc. However, while many of the tools we utilize for post-processing use some form of Artificial Intelligence (AI), we DO require that all aspects of your image are your own work and NOT created by text-based AI photo-generators such as Midjourney, DALL-E, DreamStudio, etc.)</p>
<p>Points & Scores</p>	<p>As in the past, three top photography experts assign numerical ratings of up to 9 Points to each image, for a maximum Score of 27 Points. The Scores (Total Points) for each image are then used to rank the entries in each Judging Block (Category, Color Designation, Media Type, and Group) from highest to lowest to determine 1st, 2nd, and 3rd Places, as well as Honorable Mentions. Any resulting ties within the Judging Blocks are immediately decided by the Judges in additional rounds of judging.</p>
<p>Minimum Total Score</p>	<p>Utilizing the Judges' Scores, the EOY Team will apply a Minimum Total Score (MTS) threshold, so ALL qualifying images are recognized within their respective Judging Block (Category, Color Designation, Media Type, and Group). The Novice/Intermediate Group's Score threshold is lower than the Advanced Group's, and the Expert Group has the highest Score requirement. As Judges – and therefore Scores - vary from year-to-year, final MTSs for each Group will be determined by the Board after the judging so that approximately 20-25 % of the images will receive Awards. NOTE: this does NOT mean that the Board will change any assigned scores, nor does it mean the Board is taking away awards given by the judges. Except for the Major Awards, the judges are not assigning awards, only scores. The number of Awards within a Judging Block is determined by how many photographs meet these <i>qualifications</i> – NOT by how many photos are <i>entered</i> (as in the past). If no entries within a Category reach the Minimum Total Score threshold, then no Awards will be given.</p>



Procedures: 2023 End-of-Year Competition

Revised: August 22, 2023

2023 Overview, Changes, & Important Info

<p>Credits</p>	<p>Beginning in 2021, Members began accumulating Credits based on the number of Awards won. These Credits will be accumulated over no more than a running 3-year timeframe.</p> <p>Credit Amounts (note the modifications in red, below):</p> <ul style="list-style-type: none"> • 5 Credits - Best in Show (in addition to 4 Credits from your Major Award) • 4 Credits - Major Awards (in addition to 3 Credits from your 1st Place) • 3 Credits - 1st Place • 2 Credits - 2nd Place • 1 Credit - 3rd Place • 0 Credits - Honorable Mention
<p>Group Advancement</p>	<p>Members will advance to a higher Group based on the Credits accumulated over a running 3-year timeframe.</p> <p>Advancement Criteria</p> <ul style="list-style-type: none"> • Novice/Intermediate Group advances at 20 or more total Credits • Advanced Group advances at 25 or more total Credits <p>Once a photographer advances to a higher Group, s/he starts over with 0 Credits. ANY photographer may self-advance into a higher Group if s/he wishes. Once a photographer moves to a higher Group, s/he may only move downward by petitioning the CCR Board for approval.</p> <p>A Board Member may contact you to recommend a Group change based on the Credits you accumulated in prior EOY Competitions.</p>
<p>EOY Judging</p>	<p>End-of-Year Competition judging will take place on November 11, 2023.</p>
<p>EOY Awards Presentation & Banquet</p>	<p>Plans are underway for an Annual Banquet again this year where winners will be announced. Please note: The event will be held on the FIRST Tuesday in December – the 5th.</p> <p>Winners will receive official certificates acknowledging their achievements. Memorial (Best) Awards will receive trophies.</p>



Procedures: 2023 End-of-Year Competition

Revised: August 22, 2023

General Rules

1. Photographers submitting images for the EOY Competition must be Camera Club of Richmond Members in good standing, having paid the current year Membership Dues.
2. All submissions, camera work (including staging and post-production), as well as any “creative changes” must be the work of the photographer submitting the image.
3. Images made while under the **immediate direction or technical supervision** of another person, **or those that are substantially staged by someone else**, are not eligible. (For example, **being given specific exposure and technical settings** by an instructor while attending a photo outing, seminar, class, trip, or safari are not eligible.)
4. The Camera Club of Richmond’s End-of-Year Competition allows each Member to enter up to **TWELVE** images in the contest and are subject to these rules:
 - Images that are submitted throughout the year into *[Image Evaluations](#) are called **Evaluated Images** (formerly called “Standard Images”), and you may enter **up to twelve**.
 - You may opt to **substitute** up to **FIVE** images that were **NOT previously** evaluated. These images are called **Wildcards**.
5. An image may **only be entered once** into a single EOY Competition. (For instance, the image may not be entered as both a B&W and a Color image, or into different Categories.)
6. Images may NOT include the photographer's name on the face of the image.
7. Entries must be submitted with the proper Digital File Name and correct format.
8. You may add a digital frame or mat to your submission to give it a “finished” presentation. See [Anthony Rumley’s Video](#) on CCR’s YouTube channel for instructions.
9. Post Processing Guidelines:
 - In the **General Categories** (Animals, Architecture, Flora, Landscape, Pictorial, and Portrait), images may be edited, however, post-processing **may be used only to enhance the existing image to ensure realism**. Enhancements are allowed to exposure, color and tone, sharpening, cloning, minor retouching, contrast, cropping, and rotation. You may NOT combine elements from multiple images.
 - The **Special Categories** (the three **Assigned Subjects** and **Creative Art**) are intended to show each photographer’s creativity and skills to enhance an image. You may combine elements from multiple images of your own creation and use post-processing including filters and creative imaging software. Images in these Categories are judged on their imagination, creativity, uniqueness, and editing. **Generative AI-modified images are not eligible.**

**The Camera Club of Richmond offers six [Image Evaluations](#) to our Members each year. Members are invited to submit one or two images that are reviewed and critiqued by a seasoned/professional photographer during those designated monthly meetings.*



Procedures: 2023 End-of-Year Competition

Revised: August 22, 2023

Groups

CCR has **THREE Groups** in which you may choose to compete:

Group Name	Description
Novice/Intermediate Group N	New CCR Members or Members who have not entered a prior EOY Competition who feel they are just beginning to learn photography skills. If you have won awards or been accepted into galleries or competitions, you're probably NOT a Novice/Intermediate Photographer!
Advanced Group A	Members who feel that they have advanced photography skills beyond the novice or intermediate level.
Expert Group E	Members who have well-developed photography skills, consistently placing 1 st , 2 nd , or 3 rd in prior EOY Competitions.

All new Members, and those who have never competed before in a [CCR EOY Competition](#), are invited to join and compete in the **Novice/Intermediate Group**. However, you may choose to jump into any **Group** you wish for your first Competition. Any Member may move to a higher **Group** at any time. However, if a Member wishes to move back to a lower **Group**, s/he must request and be approved by the CCR Board. **Groups** are judged separately for each **Category, Color Designation, and Media Type**.



Procedures: 2023 End-of-Year Competition

Revised: August 22, 2023

Media Types

Images may be submitted as either **Digital Images** or **Prints**.

Digital Images (D)	Digital images must be submitted as .jpg files. Refer to these sections for additional instructions: Resizing Images in Adobe Lightroom Resizing Images in Adobe Photoshop See the Digital Submission Rules for specific guidelines on submitting digital images.
Prints (P)	Prints must be mounted, matted, or printed onto any material that allows the image to be freestanding in the light box. Refer to the Print Submission Rules for specific guidelines on preparing and submitting Prints.

Media Types are judged separately for each **Category**, **Color Designation**, and **Group**.


Color Designations

Images may be submitted as either **Color Images** or **Black and White Images**.

Please note that both Color Designations now have a 2-letter abbreviation!

Color (CO)	Color images are shot in full color or contain any color other than black & white.
Black & White (BW)	Black & White images are monochrome images, including infrared photographs, produced in black and white or in varying tones of only one color. Images that are primarily monochrome but contain added color to part of the image should be submitted as Color, NOT as B&W.

Color Designations are judged separately for each **Category**, **Media Type**, and **Group**.



Procedures: 2023 End-of-Year Competition

Revised: August 22, 2023

Category Names, Abbreviations, & Descriptions

Please note that all Categories now have 2-letter abbreviations!

Submitted images that do not meet the requirements of the Category may be disqualified at the Judges' discretion.

General Categories	
Animals (AN)	Animal photography traditionally refers to images of undomesticated animal species that normally live in the wild. Animal Photography documents various forms of wildlife in a natural or simulated habitat. An example of simulated habitat would be an image of a captive animal in a zoo that does not show cages, buildings, or other manufactured construction not present in its natural surroundings. The incidental presence of animals (e.g., distant birds, cattle, etc.) or manufactured objects (e.g., distant fences, vehicles, etc.) is acceptable.
Architecture (AR)	Architectural photography is the photographing of buildings and similar manufactured structures that are accurate representations of their subjects.
Flora (FL)	Flora photography is a photograph of plant life occurring in a particular region or timeframe.
Landscape (LA)	Landscape photography shows spaces within the world, sometimes vast and unending, but other times of a smaller scope. Landscape photographs typically capture the presence of nature (e.g., panoramic views of the Grand Canyon, or a Seascape) with a primary emphasis on the natural subjects. A Landscape can also focus on manufactured features or disturbances within the natural landscapes (e.g., Richmond Skyline from the Flood Wall, etc.)
Portrait (PO)	Portrait photography is a photograph of a person or group of people that captures the personality, traits, or features of the subject by the use of effective lighting, backdrops, poses, direction, or post-processing. Street Photographs meeting these criteria may also qualify as Portraits.
Pictorial (PI)	Pictorial photography is a general photography Category. It might be a still-life image, a casual picture of a person or pet (not a formal portrait), street photography, travel images, photojournalism, or any image not previously addressed in another Category. This would be the Category for pet photography, whether posed or just spontaneous.
Special Categories	
Creative Art (CA)	Creative Art is an extension of conventional photography and post-processing into creative art. Its purpose is to stimulate those creative thoughts and encourage experimentation with innovative ideas going beyond a simple photograph. While many of the tools we utilize for post-processing use some form of Artificial Intelligence (AI), we DO require that all aspects of your image are your own work and NOT created by text-based AI photo-generators such as Midjourney, DALL-E, DreamStudio, etc.)
Assigned Subjects (AS_A) (AS_E) (AS_M)	Your entries into these categories MUST have been previously submitted to the Monthly Image Evaluation for that Assigned Subject. You may NOT enter a Wildcard into an Assigned Subject Category. The Assigned Subjects for 2023 are: Abstract Photography Environmental Portraits Minimalist Photography



Procedures: 2023 End-of-Year Competition

Revised: August 22, 2023

Digital Submission Criteria

Digital Submission Rules

The Digital Director needs digital files to organize the hundreds of images being judged. In addition, the CCR Webmaster will create a [Member Gallery](#) of all winning images on the CCR Website and images may be featured on the [CCR facebook page](#) and in our monthly publication, "[Southern Exposure](#)".

You must submit a properly formatted and sized digital images by the EOY deadline:
Midnight, October 14, 2023.

There are the three basic specifications:

- Digital images must be in jpg format.
- **The horizontal side of your digital image must not exceed 3840 pixels.**
- **The vertical side of your digital image must not exceed 2160 pixels.**

If you need additional instructions, please see separate procedures for:

- [Resizing Digital Images in Adobe Lightroom](#)
- [Resizing Digital Images in Adobe Photoshop](#)

Digital File Naming

Digital images must be properly named so that the hundreds of submissions can be more easily sorted and evaluated. Be sure to change your digital file name to follow this Naming Convention when submitting your digital images:

**Media Type_Category Abbreviation_Color Designation_Group_
Title of Image_Evaluated or Wildcard_Your Name.jpg**

INCLUDE the ***Underscores*** (_)

INCLUDE any necessary ***Spaces*** or ***Dashes*** in ***Your Name*** and your ***Image Title***.

Use only jpg file type.

Example #1: File Name for General Categories:

P_PO_CO_A_Christina_WC_Michael Orr.jpg

would represent a

[P]rint

[PO] Portrait Category

[CO] Color Image

Group **[A]**

Entitled: **Christina**

[WC] Wildcard (**NOT** Previously submitted to an Image Evaluation during the year)

By Photographer: **Michael Orr**



Procedures: 2023 End-of-Year Competition

Revised: August 22, 2023

Example #2: File Name for an Assigned Subject:

D_AS_A_BW_A_Triangulation_EV_Karen Davis.jpg

would represent a

[D]igital Image

[AS_A] Assigned Subject: Abstract Photography Category

[BW] Black & White Image

Group [A]

Entitled: **Triangulation**

[EV] Evaluated Image (Previously submitted to an Image Evaluation during the year)

By Photographer: **Karen Davis**

Digital File Delivery

All digital images must be emailed to the Digital Director by **MIDNIGHT, October 14, 2023**, at this address: Digital.CCRVA@gmail.com. Please Email your jpg files (2 or 3 at a time).

To: Digital.CCRVA@gmail.com

Subject: **EOY Competition**

Click the paperclip icon to **attach** your digital files. *Do not imbed photos in the body of your email.*

You'll receive an automated confirmation from the Digital Director. If you have not received this confirmation by the next day, you should contact him/her to verify that your files were received.



Procedures: 2023 End-of-Year Competition

Revised: August 22, 2023

Print Submission Criteria

Print Submission Rules

Prints are evaluated on a light box, according to [Photographic Society of America \(PSA\)](#) rules.

Prints must be at least 5" x 7" and no larger than 16" x 30" in size (including any mat).

Prints must be mounted, matted, or printed onto any material that allows the image to be freestanding in the light box.

Make sure that the method for adhering the printed image to the backing cannot be seen on the front of the image. (Please no scotch-taped corners.)

Framed prints are not allowed.

Attach a completed copy of the [EOY Print Form](#) to the upper-left corner of the back of the mat. Please ensure that all writing is legible.

Look for a message from the Print Director for a time and place to deliver your prints.
(They may be accepted at the October meeting if you have them ready by then.)

Digital File Requirement for Prints

If you are submitting a Print, you must also submit a properly formatted and sized digital image by the EOY deadline: **Midnight on the 3rd Saturday in October.**

The Digital Director needs these digital files to organize the hundreds of images (prints and digital) being judged. S/He creates a list of all prints submitted, then forwards that, along with those image files to the Print Director. This helps the Print Director organize the prints for the Judges.

In addition, the CCR Webmaster will create a [Member Gallery](#) of all winning images on the CCR Website and we will highlight these winners on our [CCR facebook page](#).

For Help

If you need help, feel free to contact any of our [CCR Board Members](#), starting with:

Digital Director: Digital.CCRVA@gmail.com

Print Director: Prints.CCRVA@gmail.com



Procedures: 2023 End-of-Year Competition

Revised: August 22, 2023

Scoring & Minimum Total Scores

Scoring

At the End-of-Year Judging Event in November, three top photography experts will review every digital image and print submitted. Each Judge will assign **Points** to each image. The Judge may award as few as **3** or as many as **9 Points** to each image. Judges are not aware of the scores given by the other Judges.

The End-of-Year Team enters each Judge's score into a spreadsheet which totals the Points for each image. The lowest possible score for an image is **9 Points**; the maximum is **27 Points**.

Those **Scores** are then used to rank the entries in each **Judging Block** from highest to lowest to determine 1st, 2nd, and 3rd Places. Any resulting ties within the Judging Blocks are immediately decided by the Judges via additional rounds of judging.

In addition, Honorable Mentions are awarded to any remaining images that meet the Minimum Total Score for the Photographer's Group. (See below.)

Minimum Total Score (MTS)

In 2021, following the lead of several other photography associations and clubs, CCR changed the way we determine Awards for images submitted to our EOY Competition. Instead of assigning Awards based on the number of entries in each **Judging Block**, the CCR Board voted to refocus our emphasis on **merited images**, so that **all** meritorious images are recognized.

In our merit-based system, each **Group** is assigned a **Minimum Total Score (MTS)**. Those MTS levels will increase commensurate with Group skill levels (i.e., the Novice/ Intermediate MTS will be lower than Advanced; and Advanced will be lower than Expert.)

- **All** images meeting this MTS threshold for a **Judging Block (Category, Color Designation, Media Type, and Group)** will earn Awards.
- If all three of the highest scoring images meet the MTS, then 1st, 2nd, and 3rd Place Awards are given, regardless of how many images are entered.
- Any additional images meeting the MTS are awarded Honorable Mentions.
- Awards for **Assigned Subjects**:
 - Groups are judged together in all of the three Assigned Subject Categories.
 - 1st, 2nd, and 3rd Place Awards will be given.
 - Honorable Mentions will be awarded based on the MTS for each Group.

As Judges – and therefore Scores - vary from year-to-year, final MTSs for each Group will be determined by the CCR Board after the judging so that approximately 20-25% of the images entered will receive Awards.

NOTE: this does NOT mean that the Board will change any assigned scores, nor does it mean the Board is taking away awards given by the judges. Except for the Major Awards, the judges are not assigning awards, only scores.

Note: If no entries in a Judging Block (Category, Color Designation, Media Type, and Group) meet their MTS, then no Awards will be given.



Procedures: 2023 End-of-Year Competition

Revised: August 22, 2023

Credits & Group Advancement

Beginning in 2021, Members began accumulating **Credits** based on the number of Awards won. These Credits will be accumulated over no more than a running 3-year timeframe. When an individual's Credit Total reaches the benchmark amount, they will graduate to the next Group.

Credit Amounts (note the modifications in red, below):

- 5 Credits - Best in Show (in addition to 4 Credits from your Major Award)
- 4 Credits - Major Awards (in addition to 3 Credits from your 1st Place)
- 3 Credits - 1st Place
- 2 Credits - 2nd Place
- 1 Credit - 3rd Place
- 0 Credits - Honorable Mention

These **Credits** will be accumulated over no more than a running 3-year timeframe. When an individual's Credit Total reaches the benchmark amount, the Member graduates to the next **Group**.

Advancement Criteria

- Novice/Intermediate Group graduates at **20** or more total Credits
- Advanced Group graduates at **25** or more total Credits

Once a Member advances to a higher Group, s/he starts over with 0 Credits. ANY photographer may self-advance into a higher Group if s/he wishes. **Once a photographer moves to a higher Group, s/he may only move downward by petitioning the CCR Board for approval.**

As the EOY Team prepares for each Competition, a Member of that team may contact certain Members to recommend a Group change based on the Credits they have accumulated in prior EOY Competitions.



Procedures: 2023 End-of-Year Competition

Revised: August 22, 2023

End-of-Year Awards

In 2021, following the lead of several other photography associations and clubs, CCR changed the way we determine **EOY Awards** for our images.

We are now putting the emphasis on Merited Images, so that **all** meritorious images are recognized; Instead of assigning Awards based on the *number of entries* in each [Judging Block](#) as we have done in the past, the CCR Board now assigns a **Minimum Total Score (MTS)** for each Group. Those MTS levels will increase commensurate with the skill levels (i.e., Novice/Intermediate MTS will be lower than Advanced; and Advanced will be lower than Expert.)

- **All** images meeting the MTS threshold for its **Judging Block** will earn Awards.
- The Judges will immediately decide any ties via additional rounds of judging.
- If all three of the highest scoring images meet the MTS, then 1st, 2nd, and 3rd Place Awards are given.
- Any additional images meeting the MTS will be awarded Honorable Mentions.
- Awards for **Assigned Subjects**:
 - All **Groups** are judged together in the three Assigned Subject Categories.
 - 1st, 2nd, & 3rd Place Awards are given to the three images with the highest **Point** scores.
 - Honorable Mentions will be awarded according to the MTS for each Group.

Winners of these EOY Awards will receive a lovely certificate (suitable for framing!) acknowledging this achievement.

Note: If no entries in a Judging Block meet the Minimum Total Score, no Awards will be given.

Memorial (Best) Awards

The EOY Judges will select six outstanding images for the Camera Club of Richmond's **Memorial (Best) Awards**. The winners of these Awards will receive trophies (to grace their bookshelves!)

Award:	Name Given to the Award:
Best Color Digital	W.A. Yoder Award
Best B&W Digital	Phillip Luce Award
Best Color Print	Stanley Balderson Award
Best B&W Print	Edwin Booth Award
Best Assigned Subject	Hyman Rose Award
Best in Show	Bernard Howell Award



Procedures: 2023 End-of-Year Competition

Revised: August 22, 2023

References, Support, & Helpful Hints

JUDGING CRITERIA

1. Overall Impact/ Impression	Does the image tell a “story” and is the subject of the image appropriate to the story? Does the image evoke emotion? Does the image have a “wow” factor?
2. Technical Factors	Does the image display focus, depth of field, exposure, lighting, contrast, and color balance (or tonal scale in black and white images) that are appropriate to the subject matter and the “story” being told by the photographer?
3. Creativity	Is the photo original and fresh in composition and/or in the use of lighting, perspective, color, special effects, etc.?
4. Composition	Is the design of the image visually pleasing or disturbing depending on the intent of the photographer? Do the elements of the image hold the observer and easily draw him/her to its subject? Does the composition come together as a whole, providing balance or lack thereof as appropriate to subject matter and the “story”?
5. Finishing	If present, do physical or digital mats, borders, vignetting, etc. add to the photo or distract from it?

***Remember that each Evaluator and Judge is expressing his or her own personal opinion and that “Beauty is in the eye of the Beholder”
– AND the Photographer!***



Procedures: 2023 End-of-Year Competition

Revised: August 22, 2023

TIPS FOR CATEGORY SELECTION

The selection of a **Category** for your image can be a daunting task. If you enjoy surfing the net there are numerous articles, statements, and self-proclaimed authorities who describe, define, and declare what is right and what is wrong. Nevertheless, this is time-consuming and confusing at best.

One method, used by pros and amateurs, is to ask yourself a few personal questions about your motive for capturing that image. For example, was your motive to:

- Shoot that elusive tiger on your African Safari? He would be in **Animals**.
- Document a historical cathedral? Then, it would fit into **Architecture**.
- Preserve the color and texture of a beautiful blossom? This would be **Flora**.
- Show the magnitude of a vast desert? This would be a **Landscape**.
- Tell a story or show an event? This would be **Pictorial**.
- Capture the beauty or emotion of a particular individual? This is a **Portrait**.
- Combine multiple images and/or demonstrate your post processing skills? This would be **Creative Art**.

If you answer your “motive” question honestly, you will probably select the correct Category.

Our six General Categories are:

- **Animals**
- **Architecture**
- **Flora**
- **Landscape**
- **Pictorial**
- **Portrait**

A seventh, Special Category exists to allow unlimited, creative post-processing edits:

- **Creative Art**

At the beginning of each year, the CCR Board announces three special Categories referred to as “**Assigned Subject**” Categories for that year. The intent is to challenge our Photographers to try something new or stretch their post processing skills (since these Categories also allow unlimited, creative post-processing edits). This year, those Categories are:

- **Abstract Photography**
- **Environmental Portraits**
- **Minimalist Photography**



Procedures: 2023 End-of-Year Competition

Revised: August 22, 2023

GLOSSARY OF IMPORTANT TERMS

Assigned Subjects	<p>At the beginning of each year, the CCR Board announces three special Categories referred to as Assigned Subject Categories for that year. The intent is to challenge our photographers to try something new or stretch their post processing skills (since these Categories allow unlimited post-processing creativity).</p>
Black & White Images [BW]	<p>The Color Designation BW refers to Black & White images. They are monochrome images, including infrared photographs, produced in black and white or in varying tones of only one color. Images that are primarily monochrome but contain added color to any part of the image should be submitted as Color, NOT as B&W.</p>
Camera Club of Richmond Member	<p>A CCR Member is one who has paid Membership Dues for the current year. All CCR Members are eligible to submit images for Image Evaluations (held during six times per year at monthly CCR Meetings) as well as participate in the End-of-Year Competition.</p>
Camera Club of Richmond Dues	<p>CCR dues for FULL Membership in the club are \$40. (\$20 for F/T students.) <i>Please note: Membership in CCR MeetUp (MeetUp.com/Camera-Club-of-Richmond) is free, however if you only belong to CCR MeetUp, you are NOT eligible to submit images for Image Evaluations or participate in the End-of-Year Competition.</i></p>
Categories	<p>These are the classifications you will use for your images for the End-of-Year Competition. See the official Category list for guidance on where to place your photos or contact any CCR Board Member for help.</p> <p>Please Note: Each General Category now has a 2-letter abbreviation.</p>
Color Designation	<p>Color Designation refers to the range of colors contained in your image.</p> <p>Black & White (BW) images are monochrome images, including infrared photographs, produced in black and white or in varying tones of only one color. Images that are primarily monochrome but contain added color to part of the image should be submitted as Color, NOT as Black & White.</p> <p>Color (CO – note new 2-letter designation) refers to images shot in full color or containing any color other than black and white.</p>
Color Images [CO]	<p>The Color Designation Color refers to images shot in full color or containing any color other than black and white.</p> <p>Please note the new 2-letter designation – CO.</p>



Procedures: 2023 End-of-Year Competition

Revised: August 22, 2023

<p>Credits</p>	<p>Beginning in 2021, CCR added a new dimension to our EOY Competition. The Awards earned are assigned Credits:</p> <p>Credit Amounts (note the modifications in red, below):</p> <ul style="list-style-type: none"> • 5 Credits - Best in Show (in addition to 4 Credits from your Major Award) • 4 Credits - Major Awards (in addition to 3 Credits from your 1st Place) • 3 Credits - 1st Place • 2 Credits - 2nd Place • 1 Credit - 3rd Place • 0 Credits - Honorable Mention <p>Photographers will accumulate Credits to determine when they graduate to a higher Group. Records are being kept beginning with the 2021 EOY Competition and will be cumulative within each Group for a running 3-year timeframe.</p> <p>Note: Credits earned as a “Novice/Intermediate” are used to determine when to move up to “Advanced.” Once there, you begin again with “0” and accumulate “Advanced Credits” to determine when you move to “Expert”.</p>
<p>End-of-Year Competition (EOY)</p>	<p>CCR holds a Competition at the end of each year and invites Members to submit up to twelve photographs to compete for Awards in several different Categories. Up to five of those photos may be Wildcard Images. The other images (called Evaluated Images) must have been evaluated at one of the monthly CCR Image Evaluations during the current year.</p> <p>These photos are due in October and judged by a panel of experienced photographers – usually from outside the Richmond area – in November. Awards are presented at our CCR Awards Presentation/Banquet which is held in place of our regular CCR meeting on the first or second Tuesday in December (depending on venue availability).</p>
<p>Groups</p> <p>[N]</p> <p>[A]</p> <p>[E]</p>	<p>CCR now offers THREE Groups in which our photographers will vie for Awards in our EOY Competition</p> <p><u>Novice/Intermediate – Group N</u></p> <p>This group is for new/novice CCR Members who feel they are just beginning to learn their photography skills.</p> <p><u>Advanced - Group A</u></p> <p>This Group is for Members who feel that they have advanced photography skills beyond the novice or intermediate level.</p> <p><u>Expert - Group E</u></p> <p>This Group is for Members who feel that they have “expert” photography skills, consistently placing 1st, 2nd, or 3rd in prior EOY Competitions.</p> <p>ANY photographer may self-select into a higher Group if s/he wishes.</p>



Procedures: 2023 End-of-Year Competition

Revised: August 22, 2023

Groups (cont'd)	<p>Once a photographer moves to a higher Group, s/he may only move downward by petitioning and being approved by the CCR Board.</p>
Image Evaluations	<p>Six times a year, CCR holds an Image Evaluation during our regular Monthly Meeting. CCR Members (who have paid their Annual Dues) are invited to submit 1 or 2 images for review. We invite a professional/experienced photographer or local artist to review these images and provide constructive feedback to help us learn and improve as photographers.</p>
JPG	<p>JPG stands for Joint Photographic Experts Group. JPG is the standard file format for compressing digital images so they can more easily be stored or sent by email. CCR requires that all images submitted for Image Evaluations and End-of-Year Competition are in the <u>JPG file format (extension “.jpg”)</u>.</p>
Judging Block	<p>A Judging Block is just a convenient way to label the collective images that are competing with each other. It is the block of images that are judged together as determined by</p> <p style="text-align: center;">Category, Color Designation, Media Type, and Group.</p> <p>For instance:</p> <p style="text-align: center;">Color, Prints in the Animal Category, for the Expert Group are judged separately from the B&W, Prints in the Animal Category, for the Expert Group.</p> <p style="text-align: center;">Thus, separate Judging Blocks will be created for every combination of the four factors listed above.</p>
Media Type [D] (P)	<p>Media Type indicates whether the image is entered as a:</p> <p>Digital Image, or a Print.</p> <p>Detailed submission requirements are in the: Digital Submission Rules.</p>
Minimum Total Score (MTS)	<p>In 2021, following the lead of several other photography associations and clubs, CCR changed the way we determine Awards for images submitted to our EOY Competition. Instead of assigning Awards based on the number of entries in each Category, the CCR Board voted to refocus our emphasis on merited images, so that all meritorious images are recognized.</p> <p>Each Group is assigned a Minimum Total Score (MTS). Those MTS levels will increase commensurate with the skill levels (i.e., Novice/ Intermediate MTS will be lower than Advanced; and Advanced will be lower than Expert.)</p>



Procedures: 2023 End-of-Year Competition

Revised: August 22, 2023

Minimum Total Score (MTS)

Continued

- **All** images meeting this MTS threshold for a **Judging Block (Category, Color Designation, Media Type, and Group)** will earn Awards.
- The Judges will immediately break any ties via additional rounds of judging.
- If all three of the highest scoring images meet the MTS, then 1st, 2nd, and 3rd place Awards are given, regardless of how many images are entered.
- Any additional images meeting the MTS will earn Honorable Mentions.
- Awards for Assigned Subjects:
 - All Groups are judged together in the Assigned Subject Categories.
 - 1st, 2nd, and 3rd Place Awards will be given.
 - Honorable Mentions are awarded based on the MTS for each Group.

As Judges – and therefore Scores - vary from year-to-year, final MTSs for each Group will be determined by the CCR Board after the judging so that approximately 20-25% of the images will receive Awards.

NOTE: this does NOT mean that the Board will change any assigned scores, nor does it mean the Board is taking away awards given by the judges. Except for the Major Awards, the judges are not assigning awards, only scores.

Note: If no entries in a Category/Color Designation/Group meet their MTS, then no Awards will be given.

Naming Convention for EOY Competition

There is a specific way that images must be named for the EOY Competition, so that the hundreds of submissions can be more easily sorted and judged. You must change your digital file name to follow this Naming Convention when submitting your digital images:

Media Type_Category Abbreviation_Color Designation_Group_ Title of Image_Evaluated or Wildcard_Your Name.jpg

INCLUDE the Underscores (_)

INCLUDE any necessary Spaces or Dashes in Your Name and your Image Title.

Use only jpg file type.

Example #1: File Name for General Categories:

P_PO_CO_A_Christina_WC_Michael Orr.jpg

would represent a

[P]rint

[PO] Portrait Category

[CO] Color Image

Group **[A]**

Entitled: **Christina**

[WC] Wildcard – NOT submitted to an Image Evaluation in the current year
By Photographer: **Michael Orr**



Procedures: 2023 End-of-Year Competition

Revised: August 22, 2023

<p>Naming Convention for EOY Competition <i>Continued</i></p>	<p><u>Example #2: File Name for an Assigned Subject:</u> D_AS_A_BW_A_Triangulation_EV_Karen Davis.jpg would represent a [D]igital Image [AS_A] Assigned Subject: Abstract Photography Category [BW] Black & White Image Group [A] Entitled: Triangulation [EV] Evaluated Image - Submitted to an Image Evaluation in the current year By Photographer: Karen Davis</p>
<p>Evaluated Images [EV] <i>Please note new abbreviation!</i></p>	<p>Evaluated Images are those images that were submitted for Image Evaluations during the current year. (These were previously known as “Standard Images”.) Assigned Subject images must be submitted for the Evaluation in the month designated; thus, they are ALWAYS considered Evaluated Images. You may submit <u>up to 12 Evaluated Images</u> for the EOY Competition.</p>
<p>Points & Scores</p>	<p>During the EOY Judging, three top photography experts assign scores ranging from 3 to 9 Points to each image, for a maximum Score of 27 Points. The Scores (Total Points) for each image are then used to rank the entries in each Judging Block from highest to lowest to determine 1st, 2nd, and 3rd Places. Any resulting ties within the Judging Blocks are immediately decided by the Judges in additional rounds of judging. Honorable Mentions will be awarded to all images that meet the MTS for the Group in which the photographer competes.</p>
<p>Wildcard Images [WC]</p>	<p>Wildcard Images are those images that were NOT submitted for an Image Evaluation during the current year. FIVE of the images you submit for the EOY Competition may be Wildcards. And yes – you may submit just your five Wildcard images if you wish. There is no requirement to submit Evaluated Images at all. Also - there can be <u>NO Wildcard submissions into Assigned Subjects</u>. Since, by definition, an Assigned Subject MUST have been previously submitted for its specific Image Evaluation, <u>any image you submit must be the Evaluated Image</u> for that Assigned Subject Category in the EOY Competition.</p>

Procedures: 2023 End-of-Year Competition

Revised: August 22, 2023

RESIZING IMAGES IN ADOBE LIGHTROOM CLASSIC

Why do I need to resize my images?

CCR Accepts digital images for the following:

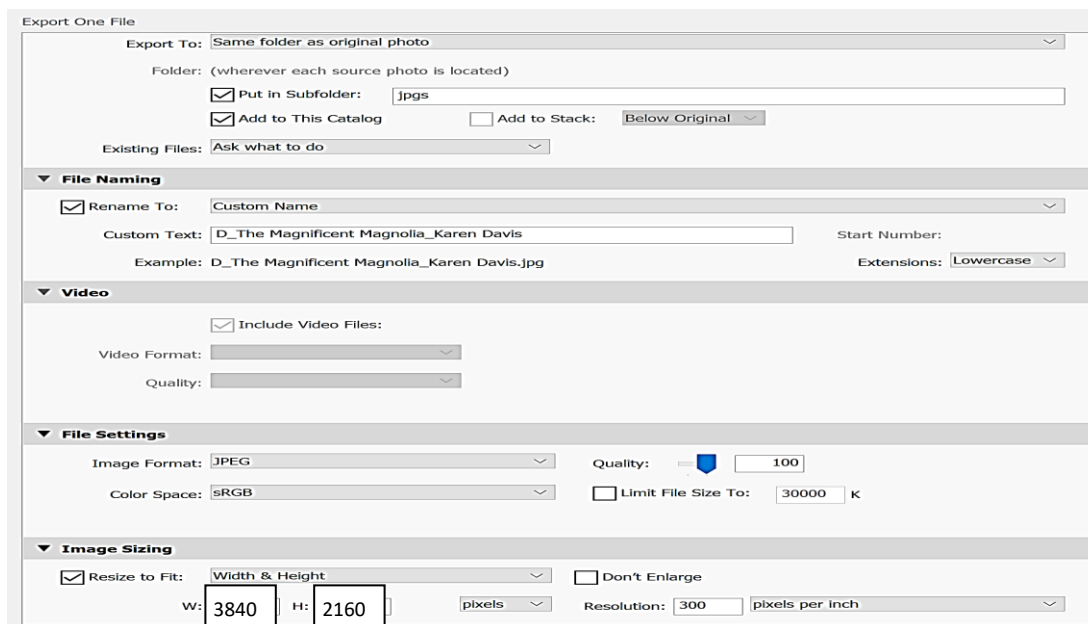
- [Image Evaluations](#) at Monthly Meetings
- **End-of-Year Competition**
- [Online Member Photo Galleries](#)
- [Monthly Southern Exposure](#)
- [CCR facebook page](#) (*we request a watermarked version for facebook*)

All images submitted for any of the above must be as close to and cannot exceed **3840 pixels on the horizontal side and 2160 on the vertical side** of that image. Before resizing your image, be sure ALL IMAGE EDITING IS COMPLETE and you are ready to submit your image.

How do I resize my images in Adobe Lightroom Classic?

Open Lightroom Classic and select the image you want to resize.

Select **File > Export**. You will see the following screen:



The screenshot shows the 'Export One File' dialog box in Adobe Lightroom Classic. The 'Image Sizing' section is expanded, showing the following settings:

- Resize to Fit: Width & Height
- W: 3840 | H: 2160 | pixels
- Don't Enlarge
- Resolution: 300 | pixels per inch

Follow these guidelines for each of the fields:

File Naming	Custom Name	This is where you can rename your file according to the proper Naming Convention for submission– either for Image Evaluations or End-of-Year Competition .
	Custom Text	Enter your new file name in this box.
Video	No Action	



Procedures: 2023 End-of-Year Competition

Revised: August 22, 2023

File Settings	Image Format	JPG
	Color Space	sRB
	Limit File Size to	N/A
Image Sizing	<input checked="" type="checkbox"/> Resize to Fit	Width & Height
	W: 3840 H: 2160	The Height will determine the maximum edge except for panorama or panorama-like images. Dimensions will calculate automatically to stay within these bounds. Please review the results to ensure that the limits have not been exceeded.
	Resolution	300 Pixels per inch
Output Sharpening	<input checked="" type="checkbox"/> Sharpen for	Screen
Metadata	No Action	
Watermarking	No Action	Be sure NOT to watermark your image. Names may not appear on the front of any image submitted for Evaluation or Competition.
Post Processing	No Action	This is your choice as to whether you want to see the image once you are done.

Click the Export button. Your file will export to the directory you specified on your computer.

What if I need help?

If you need help, feel free to contact any of our [CCR Board Members](#), starting with:

Digital Director: Digital.CCRVA@gmail.com

Print Director: Prints.CCRVA@gmail.com

RESIZING IMAGES IN ADOBE PHOTOSHOP

Why do I need to resize my images?

CCR Accepts digital images for the following:

- [Image Evaluations](#) at Monthly Meetings
- **End-of-Year Competition**
- [Online Member Photo Galleries](#)
- [Monthly Southern Exposure](#)
- [CCR facebook page](#) (*we request a watermarked version for facebook*)

All images submitted for any of the above must be as close to and cannot exceed **3840 pixels on the horizontal side and 2160 on the vertical side** of the image. Before resizing your image, be sure ALL IMAGE EDITING IS COMPLETE and you are ready to submit your image for Evaluation/Competition.

How do I resize my images in Adobe Photoshop?

Open Photoshop.

Select **File** and choose the image you want to resize. (You may need to import your image.)

Select **Open** and your image will appear.

Select **File > Export > Export As.**

You will see the screen to the right with your image displayed. Make sure to:

Set format to JPG

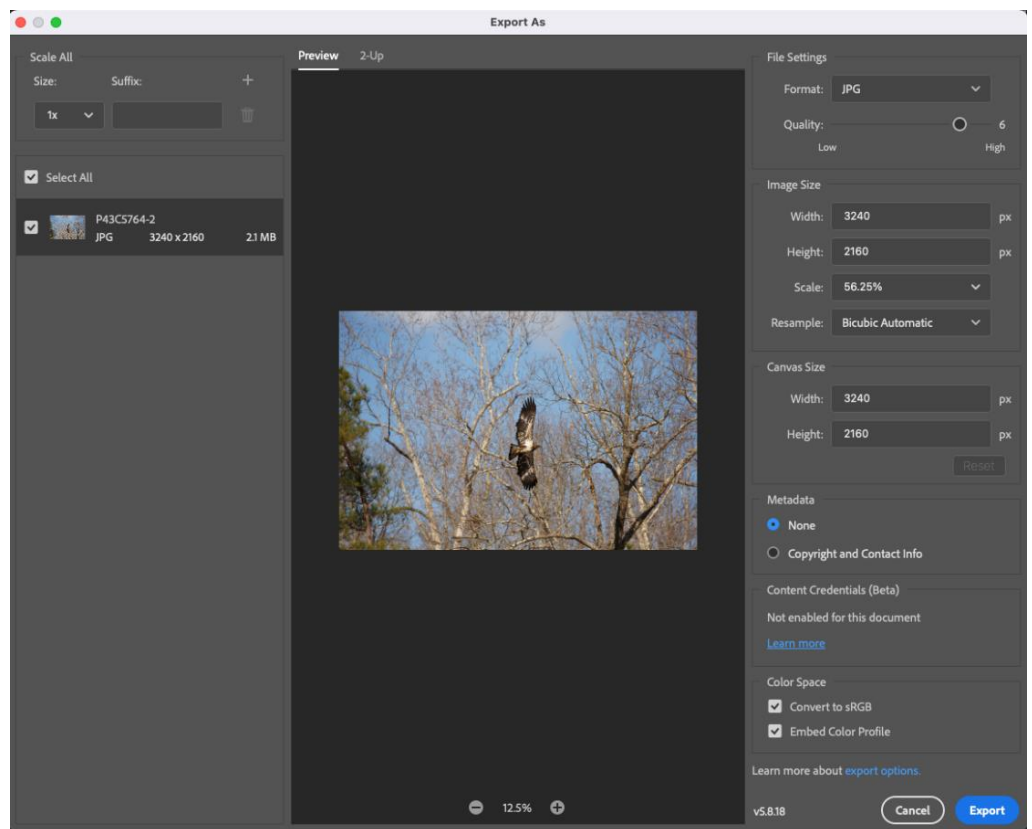
Image size not to exceed

3840 Width
2160 Height

✓ Convert to sRGB

✓ Embed Color Profile

Click: **Export**



Procedures: 2023 End-of-Year Competition

Revised: August 22, 2023

In **Image Size**, set the Height to **2160**. The **Width** dimension will be calculated automatically. Check to make sure the **Width** does not exceed **3840**. If it does, then set the **Width** to **3840**, and let it calculate the **Height**, which should not exceed **2160**. Please review the results to ensure that the limits have not been exceeded.

The **Height** will determine the maximum edge except for panorama or panorama-like images. In this example, the output as indicated in **Image Size** will be 3240 x 2160. If the Width had been set to 3840 then the Height would be 2560 exceeding the 2160 limit.

Resolution: 300 Pixels/Inch.

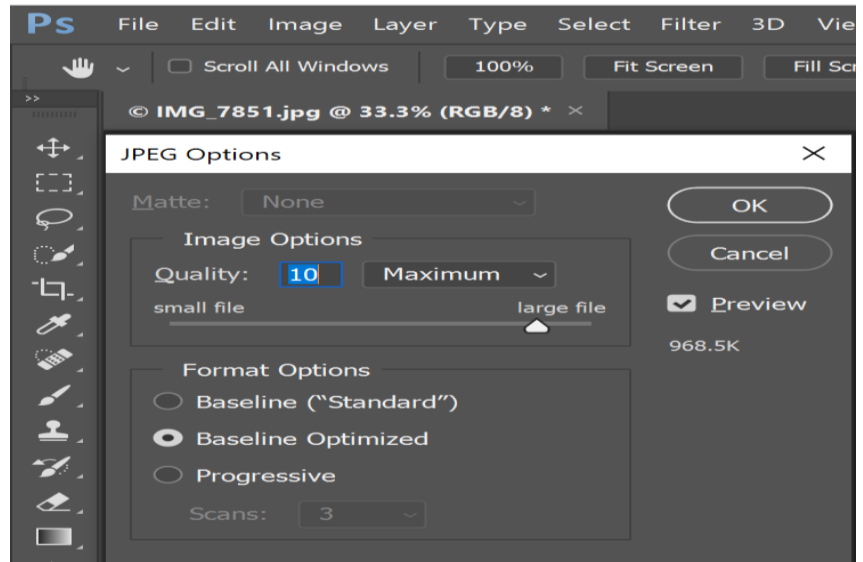
Click OK.

Your image may appear smaller on your screen.

Select File > Save As and name your file into the proper Naming Convention for submission – either for Image Evaluations or End-of-Year Competition.

You will then see the window to the right:

Click the **Preview** check box, then move the slider until your file is under **10 MB**.



What if I need help?

If you need help, feel free to contact any of our [CCR Board Members](#), starting with:

Digital Director: Digital.CCRVA@gmail.com

Print Director: Prints.CCRVA@gmail.com



Procedures: 2023 End-of-Year Competition

Revised: August 22, 2023

FREQUENTLY ASKED QUESTIONS – AND ANSWERS!

My Question:	The Answer:
Who can enter the End-of-Year (EOY) Competition?	Current, paid Camera Club of Richmond (CCR) Members may enter. Dues are \$40 per year; (\$20 for F/T students.)
Are there any restrictions on the photos I enter?	Yes. Refer to the previously stated General Rules .
What is an Evaluated Image ?	Evaluated Images are images that have been evaluated at one of the current year's Image Evaluations . You may enter just one - or all 12 of your Evaluated Images into the End-of-Year Competition. You may also choose to substitute up to 5 Wildcard Images for any 5 of your Evaluated Images if you so choose.
What is a Wildcard Image ?	Wildcards are images that have NOT been evaluated at one of the current year's Image Evaluations . Up to five of the images you submit may be Wildcard images.
How many photos may I enter?	You may enter up to twelve (12) images. All 12 can be the Evaluated Images you submitted to CCR's monthly Image Evaluation meetings, or you may choose to substitute up to FIVE (5) images that have not been previously evaluated this year (known as Wildcards).
May I submit prints as well as digital images?	Yes , you may enter any combination of prints and digital images up to the twelve images allowed. You may not enter an image as both a print and a digital image.
What if I did not participate in the monthly Image Evaluations; can I still enter the EOY Competition?	Yes. Even if you did not participate in any of the Image Evaluations (thus have no Evaluated Images), you may still enter up to five images as Wildcards . The reason for the rule is to encourage everyone to submit images during the year to learn from the preliminary Image Evaluations.
Do we differentiate images between Color and Black & White ?	Yes. You will enter your images into either the Color or Black & White Color Designation .



Procedures: 2023 End-of-Year Competition

Revised: August 22, 2023

My Question:	The Answer:
Who determines the Category in which my images are judged?	<p>Each photographer assigns a Category to each of his/her photos based on the Category descriptions.</p> <p>If you are unsure which Category to select, please consult with one of the CCR Board Members for advice. If the Judges determine that an image does not meet the criteria for its Category, it may be disqualified.</p>
What happens if I select the “wrong” Category ?	<p>If the Judges determine that an image does not meet the criteria for its Category, it may be disqualified.</p> <p>To avoid this, if you are unsure which Category to select, please consult with one of the CCR Board Members for advice before submitting your images.</p>
May I enter more than one image in a Category?	<p>There is no restriction on putting multiple images into any of our Recurring Categories. You could put all twelve images into any one of these Categories if you so choose: Animals, Architecture, Creative Art, Flora, Landscapes, Pictorial, and Portraits.</p> <p>However, you may enter ONLY ONE image into each Assigned Subject Category. By definition, an Assigned Subjects MUST be evaluated during the month it is Assigned and ONLY ONE image is allowed per photographer. <u>Thus, there can be NO WILDCARDS into an Assigned Subject Category at EOY.</u></p>
May I enter one image into multiple Categories, Color Designations, or Media Types?	<p>No. Any one image may be submitted only one time. You may not submit the same image into two different Categories nor as both B&W and Color or Print and Digital. Two images with only minor variations (in the opinion of the judges) will be deemed the same image and may be disqualified.</p>
What are the rules relating to Assigned Subjects ?	<p>Since you may submit ONLY ONE image into each Assigned Subject Category, at the Image Evaluation for that subject, there are NO WILDCARDS allowed into the Assigned Subject Categories at EOY.</p> <p>The only post-processing restriction on Assigned Subject is that all aspects of your image are your own work and NOT created by text-based AI photo-generators such as Midjourney, DALL-E, DreamStudio, etc.)</p>
May I enter a Wildcard into an Assigned Subject Category ?	<p>No. A Wildcard will not be accepted for any of the Assigned Subject Categories. All Assigned Subject images MUST have been submitted to the Image Evaluation for that Assigned Subject (thus they must be named as “Evaluated” images.)</p>



Procedures: 2023 End-of-Year Competition

Revised: August 22, 2023

My Question:	The Answer:
May I incorporate adjustments suggested by an Evaluator into the final image submitted for EOY Competition ?	Yes. Minor adjustments suggested by the Evaluator are permitted. The revised image must originate from the same source file.
May I change the title of my Evaluated Image ?	No. The title of an Evaluated Image must be exactly the same title used in the Image Evaluation.
Is there any exception to the titling rule?	Yes, there is one exception: An image title may be changed if the Evaluator specifically suggested a change to the title of the image. If you choose to make this change, you MUST notify the Digital Director with the old and new titles.
May I add a digital frame to my jpg for EOY Competition ?	Yes. If you wish to add a digital frame to your image for the EOY Competition, this is allowed. Check out our YouTube video by Anthony Rumley for instructions.
What other adjustments may I make to my images?	Images in the six " General " Categories may be enhanced, but these manipulations must be kept to a minimum and used only to enhance the existing image and ensure realism, such as with: levels, exposure, tonal changes, sharpening, cloning (for minor retouching). You are free to make any adjustments to images submitted in the "Creative Art" and "Assigned Subject" Categories.
May I re-submit an image that has been submitted in a prior, CCR EOY Competition?	Yes. You may re-submit an image if the image did not win any Awards in a prior, CCR EOY Competition.
When is the Submission Deadline for the digital version of ALL images?	The EOY Deadline for ALL digital images is <u>Midnight, October 14, 2023.</u>



Procedures: 2023 End-of-Year Competition

Revised: August 22, 2023

My Question:	The Answer:
<p>What are Credits?</p>	<p>Awards earned in the EOY Competition are assigned “Credits”. Note the modifications listed in red:</p> <ul style="list-style-type: none"> • 5 Credits - Best in Show (in addition to 4 Credits from your Major Award) • 4 Credits - Major Awards (in addition to 3 Credits from your 1st Place) • 3 Credits - 1st Place • 2 Credits - 2nd Place • 1 Credit - 3rd Place • 0 Credits - Honorable Mention <p>Photographers will accumulate “Credits” to determine when they will graduate to a higher Group.</p> <p>Records are kept beginning with the 2021 EOY Competition and are cumulative within each Group for a running 3-year timeframe.</p> <p>Credits earned as a “Novice/Intermediate” are used to determine when to move to “Advanced.” Once there, you begin again with “0” and accumulate “Advanced Credits” to determine when you move to “Expert”.</p>
<p>What is Minimum Total Score (MTS)?</p>	<p>The Minimum Total Score (MTS) is the point threshold you must achieve to earn an EOY Award.</p> <p>The Novice/Intermediate Group’s score threshold is lower than the Advanced Group’s, and the Expert Group has the highest score requirement.</p> <p>Utilizing the Judges’ scores, the EOY Team applies these Minimum Total Score thresholds, so that ALL qualifying images that score this number of Points and above are recognized within each Judging Block.</p> <p>As Judges – and therefore scores - vary from year-to-year, final MTSs for each Group will be determined by the CCR Board after the judging so that approximately 20-25% of the images will receive Awards.</p> <p>NOTE: this does NOT mean that the Board will change any assigned scores, nor does it mean the Board is taking away awards given by the judges. Except for the Major Awards, the judges are not assigning awards, only scores.</p> <p>If no entries within a Category reach the Minimum Total Score threshold, then no Awards will be given.</p>